

How to register for NEW players

Are you a returning player?
Download our "How to register for RETURNING players guide" as you already have a login.

FIRST: sign up to MyCOMET and create a player profile

1. **Sign up** for a profile with NZ Football's database: MyCOMET at https://mycomet-oceania.analyticom.de/en_NZ/login

https://mycomet-oceania.analyticom.de/en_NZ/login

2. Click sign up and then enter your player details on screen

Sign up for MyComet

First name

Family name

Gender

Email

Username

Password

Date of birth

I'm not a robot

reCAPTCHA
Privacy - Terms

[Back to login](#)

3. click "sign up" to confirm and an email is sent to your email.






Success!

We have sent you a verification email,
please check your mailbox.


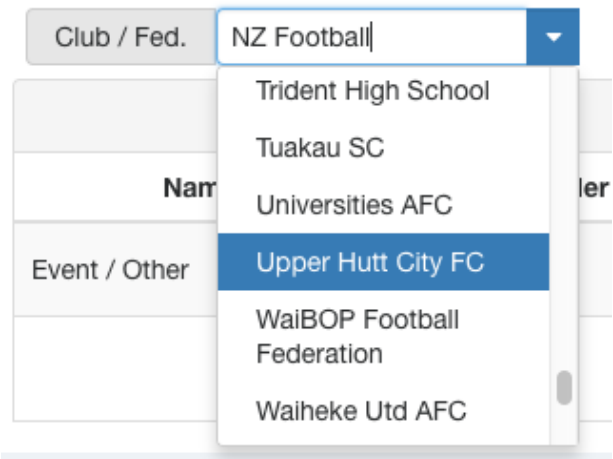

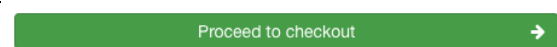
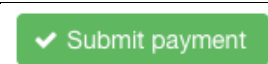
[Back to login](#)

<p>4. Go to your email and click “verify” to the email to confirm your account.</p>	
---	--

NEXT: Login for the first time and complete your player details

<p>5. Login using your login and password.</p>	
<p>6. Click on the “personal info” link on the left hand menu.</p>	
<p>7. Click “Edit”</p>	
<p>8. Enter player personal info. <i>(Guardian name can be either parent. The “Father” definition is a global setting we still need to sort.)</i></p>	
<p>9. Click “save”</p>	

THEN: Register with Upper Hutt City Football

<p>10. Go to “Register” on left hand menu.</p>	
<p>11. Choose “Upper Hutt City FC” from the top dropdown menu</p>	
<p>12. Choose the appropriate age grade fee by clicking on the green plus symbol.</p>	
<p>13. Click “proceed to checkout”</p>	
<p>14. Check details click “submit payment”. <i>You’ll see a transaction fee of 2.5%</i></p>	

15. Enter your debit or credit card details and click “make payment”

Transaction Details

Merchant	NZ Football
Amount	\$102.50
Reference	Upper Hutt City FC
Particulars	

cardpayment

Pay securely with your credit card or debit card.

CARD NUMBER

EXPIRY DATE MM/YY

CVV CODE

NAME ON CARD

MAKE PAYMENT

CLICK BY PAYMARK

16. You'll be taken back to your dashboard and you'll see detail listed in the “registrations” payments” and purchased items sections.

Payments

Transaction	Date	Amount	Type	Status
7855ef4-9d48-4c19-af3d-3e1dae3aaa30	17/02/2018, 11:55:10 AM	\$102.50		PAID

FINALLY: Check everything before you logout

17. You're done. Before you logout jot down your login and password and keep it in a safe place.

18. Logout by click in the circle (oir photo if you have uploaded one) in the top right.

